



FBHE Series

Chip Ferrite Bead High Current Type

Size 0805



CHARACTERISTICS

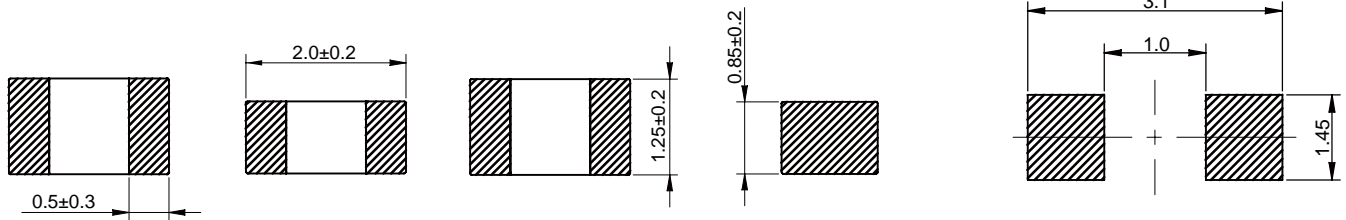
Monolithic inorganic material construction.
 Closed magnetic circuit avoids crosstalk.
 Suitable for reflow soldering.
 Available in various sizes.
 Quantity: 4000pcs

APPLICATION

Data lines and low power lines
 Connection between digital and analog circuit

Dimensions: [mm]

Land Pattern: [mm]



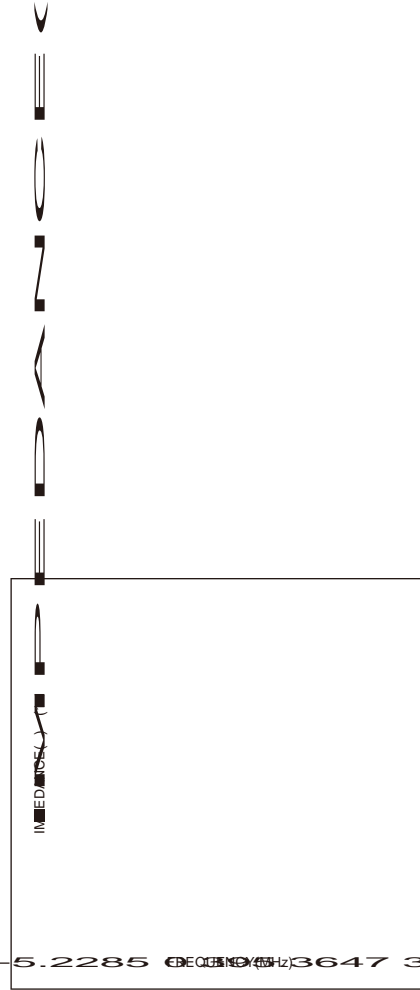



Electrical Properties:

Part Number	Impedance (f_l)	Test Frequency (MHz)	DC Resistance (f_l)max.	Rated Current (mA)max.
FBHE0805-300-302R	30±25%	100	0.04	3000
FBHE0805-300-602R	30±25%	100	0.01	6000
FBHE0805-600-402R	60±25%	100	0.03	4000
FBHE0805-800-302R	80±25%	100	0.04	3000
FBHE0805-121-202R	120±25%	100	0.10	2000
FBHE0805-121-402R	120±25%	100	0.02	4000
FBHE0805-151-202R	150±25%	100	0.10	2000
FBHE0805-221-202R	220±25%	100	0.10	2000
FBHE0805-601-202R	600±25%	100	0.10	2000
FBHE0805-301-102R	300±25%	100	0.20	1000
FBHE0805-471-102R	470±25%	100	0.20	1000
FBHE0805-601-102R	600±25%	100	0.20	1000

Operating Temperature: -55 ~ +125

Temperature rise current the actual value of DC current when the temperature rise is $T+40$

Typical Electrical Characteristics:





Soldering Reflow:

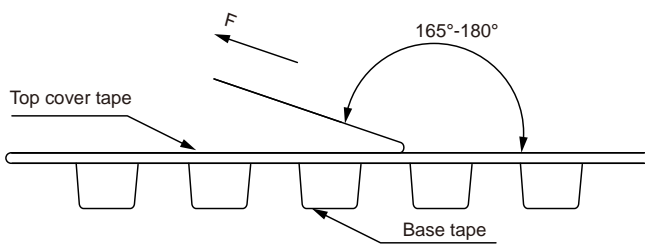
Packaging Information:

Tape Dimension :



Series	A0 (mm)	B0 (mm)	D (mm)	P0 (mm)	P1 (mm)	W (mm)	K0 (mm)	E (mm)	T (mm)
" * "	# 2/f " z#	\$ z# f " z#	# z f " z\$	& z' f " z#	& z' f " z#	* z' f " z%	" z+ ' f " z#	# z) ' f " z#	" z+ ' f " z' "

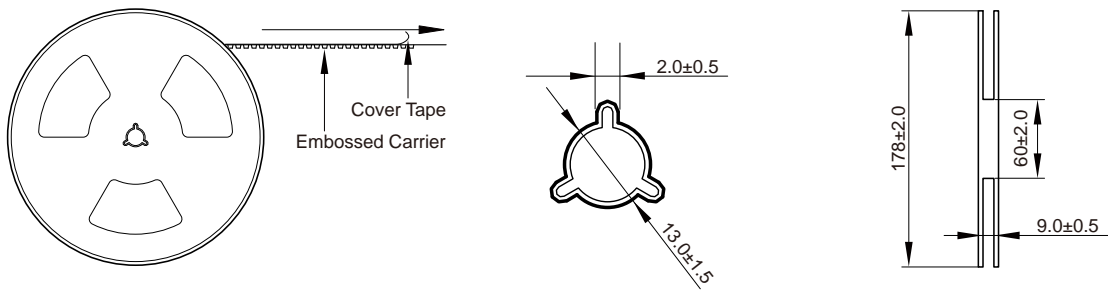
Peel force of top cover tape:



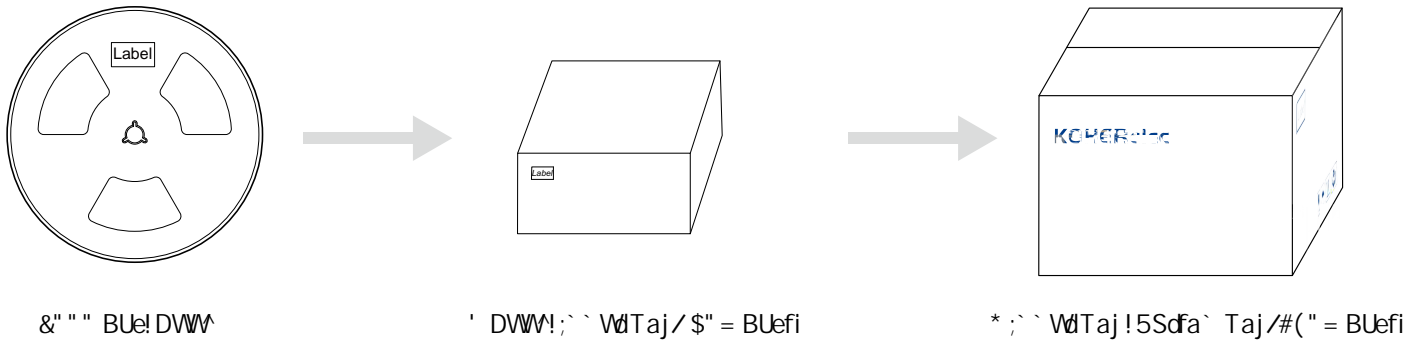
FZ Wb V W X d J W a X f a b U a h W d f S b W e Z S ^ T W T W f i V W V " z# & f a " z' * @



Reel Dimension : [mm]



Packaging Quantity:



Cautions and Warnings:

Storage Conditions :

- The storage period is within 12 months after the completion of production. Be sure to follow the storage conditions (temperature: -5 to 35°C, humidity: 75% RH Max). If the storage period elapses, the soldering of the terminal electrodes may deteriorate. The warranty period is one year.
- Product should not be exposed to environment with high temperature, high humidity, dust, corrosive gas and etc.
- Products should be handled with care to avoid damage or contamination from perspiration and skin oils.
- Please always handle products carefully to prevent any damage caused by dropping down or inappropriate removing.

Operation Instructions:

- Self heating (temperature increase) occurs when the power is turned ON, so the tolerance should be sufficient for the set thermal design.
- Before soldering, be sure to preheat components. The preheating temperature should be set so that the temperature difference between the solder temperature and chip temperature does not exceed 150°C.
- Soldering corrections after mounting should be within the range of the conditions determined in the specifications. If overheated, a short circuit, performance deterioration, or lifespan shortening may occur.
- Generally, Koher might not be familiar with either customer's specific application or actual requests as customer does. As a result customer shall be responsible for checking and confirming whether Koher product with the performance described in the product specification is suitable for using in customer's particular application or not.